

---








FLEXE / BY DMECO

Pre-engineered, factory-built environments for critical power and electrical infrastructure.

Dmeco UK · Newark-on-Trent · +44 (0)121 314 2880 · [info@dmeco.co.uk](mailto:info@dmeco.co.uk)

CONTENTS

# The FlexE Family

	<p><b>01</b> <b>FlexEhouse</b> Bespoke Electrical Buildings</p>	<p><b>3</b></p>
	<p><b>02</b> <b>FlexEpod</b> Compact Modular Enclosures</p>	<p><b>5</b></p>
	<p><b>03</b> <b>FlexEgen</b> Acoustic Generator Enclosures</p>	<p><b>7</b></p>
	<p><b>04</b> <b>FlexEcool</b> Cooling Infrastructure Enclosures</p>	<p><b>9</b></p>
	<p><b>05</b> <b>FlexEstack</b> Containerised Infrastructure Modules</p>	<p><b>11</b></p>
	<p><b>06</b> <b>FlexEskid</b> Engineered Foundation &amp; Mobility Platform</p>	<p><b>13</b></p>
	<p><b>07</b> <b>FlexEfoot</b> Linear Support Systems for Modular Infrastructure</p>	<p><b>15</b></p>

FLEXE / 01

# FlexEhouse

Bespoke Electrical Buildings



FlexEhouse is a bespoke, factory-built electrical building. Every unit is engineered around its equipment package — switchgear, transformers, control systems — so the building protects the assets without dictating layout. Delivered complete to site, ready for connection.

## DESIGNED FOR

- MV / HV switchgear
- Power and distribution transformers
- Control, protection and SCADA systems
- Auxiliary and LV distribution equipment
- Complex multi-equipment layouts

## HIGHLIGHTS

- Engineered structural frame designed to equipment loads and lifecycle.
- IP54 cladding system with integrated drainage and weather sealing.
- Fire-rated cable transits, sized cable entries, personnel access.
- Factory-tested before dispatch — reduced commissioning time on site.

**Delivers** — A fully engineered building shaped around the equipment package.

**Applications:** Data Centres · Utilities · HV/MV Substations · Industrial · Critical Infrastructure

FLEXE / 01 — DETAIL

# FlexEhouse — Specifications & Scope

## SPECIFICATIONS

<b>Construction</b>	Bespoke structural steel frame
<b>Footprint</b>	Engineered to equipment layout (no fixed envelope)
<b>Cladding</b>	IP54 insulated panel system
<b>Fire rating</b>	Cable transits to EN 1366-3, configurable wall rating
<b>Access</b>	Personnel doors + equipment-sized access
<b>Lifting</b>	Certified lifting points, single-lift design where feasible
<b>Design life</b>	25+ years (external infrastructure)
<b>Lead time</b>	Indicative 12–20 weeks from design freeze

## ADDITIONAL VIEWS



Cutaway — switchgear, transformer, LV panel and forced ventilation integrated in a walk-in enclosure.



On site — louvred ventilation and access doors deployed in desert conditions.

## WHAT'S INCLUDED

STANDARD	OPTIONAL	EXCLUDED
<ul style="list-style-type: none"> <li>• Structural frame and weatherproof cladding (IP54 minimum)</li> <li>• Roof drainage and standard corrosion protection</li> <li>• Lifting lugs / forklift pockets and skid base for transport</li> <li>• Personnel access door(s) configured to the equipment list</li> <li>• Cable entry / gland plates per cable schedule</li> <li>• Internal cable tray</li> <li>• Fire-rated transits at penetrations</li> <li>• Documentation package</li> </ul>	<ul style="list-style-type: none"> <li>• Internal lighting and earthing connection point</li> <li>• Ventilation louvres with filters</li> <li>• Air conditioning (single or N+1), anti-condensation heating, pressurisation</li> <li>• Fire and gas detection / suppression systems</li> <li>• Door interlocks, access control, CCTV</li> <li>• Environmental monitoring and SCADA / telemetry integration</li> <li>• Raised access flooring</li> <li>• Enhanced corrosion protection (C4/C5)</li> <li>• Acoustic insulation and custom finishes</li> </ul>	<ul style="list-style-type: none"> <li>• Power cabling termination — NEVER our scope</li> <li>• Switchgear, transformers, control panels, or any electrical equipment housed inside</li> <li>• Electrical design, wiring, or termination of housed equipment</li> <li>• Civil works — foundations, groundworks, drainage beyond the footprint</li> <li>• Grid connection or regulatory approvals</li> </ul>

FLEXE / 02

# FlexEpod

Compact Modular Enclosures



FlexEpod is a standardised, compact enclosure for distributed power and edge applications. Designed for repeatability — a known shell, a known interface, a known lead time. Ideal for fleet deployments where every unit needs to be the same.

## DESIGNED FOR

- Battery energy storage systems (BESS)
- Edge and distributed power equipment
- Small switchgear and transformer skids
- Telecoms and remote-site equipment
- Repeatability fleet deployments

## HIGHLIGHTS

- Repeatability shell — predictable cost, lead time and footprint.
- Sealed weatherproof envelope with basic environmental control.
- Lifting points and gland plates pre-engineered for rapid install.
- Scales from single units to large coordinated rollouts.

**Delivers** — A standardised, repeatable environment for fleet-scale deployments.

**Applications:** BESS · Edge Power · Distributed Generation · Telecoms · Remote Sites

FLEXE / 02 — DETAIL

# FlexEpod — Specifications & Scope

## SPECIFICATIONS

<b>Construction</b>	Standardised welded steel shell
<b>Footprint</b>	Fixed standard sizes (compact / midi / maxi)
<b>Ingress rating</b>	IP54 standard, IP55 optional
<b>Environmental</b>	Filtered ventilation, optional cooling
<b>Access</b>	Single personnel door, gasket-sealed
<b>Lifting</b>	Top lifting eyes + forklift pockets
<b>Design life</b>	20+ years external
<b>Lead time</b>	Indicative 6–10 weeks for standard variants

## ADDITIONAL VIEWS



Interior — engineered for safe equipment housing and service access.



Deployed on a solar farm — modular switchgear enclosure.

## WHAT'S INCLUDED

STANDARD	OPTIONAL	EXCLUDED
<ul style="list-style-type: none"> <li>• Sealed weatherproof shell at compact scale</li> <li>• Basic environmental package (ventilation, corrosion protection)</li> <li>• Single access point</li> <li>• Cable entry / gland plates configured to the equipment list</li> <li>• Lifting points</li> </ul>	<ul style="list-style-type: none"> <li>• Full FlexEhouse optional catalogue, scaled to the pod footprint</li> <li>• Ventilation upgrades and active cooling</li> <li>• Fire and gas detection / suppression systems</li> <li>• Access control, CCTV and intruder alarm</li> <li>• Environmental monitoring and SCADA / telemetry integration</li> <li>• Enhanced corrosion protection and custom finishes</li> </ul>	<ul style="list-style-type: none"> <li>• Power cabling termination — NEVER our scope</li> <li>• The electrical equipment housed inside</li> <li>• Electrical design, wiring, or termination</li> <li>• Civil works and regulatory approvals</li> </ul>

FLEXE / 03

# FlexEgen

Acoustic Generator Enclosures



FlexEgen is an engine-agnostic acoustic enclosure for diesel and gas generators. The enclosure is designed around the genset — ventilation, exhaust routing, fuel and acoustic treatment all sized to the engine. Standard UK build includes a bunded floor.

## DESIGNED FOR

- Diesel and gas generators
- Standby and prime power gensets
- Combined heat and power (CHP) modules
- Data centre standby power
- Industrial and utility power

## HIGHLIGHTS

- Engine-agnostic — engineered to the specified genset, not a fixed shell.
- Acoustic treatment sized to attenuation target and engine spectrum.
- Bunded floor as standard for UK installations (configurable elsewhere).
- Integrated bulk fuel, exhaust and ventilation routing.

**Delivers** — An engine-agnostic acoustic environment engineered around the genset.

**Applications:** Standby Power · Prime Power · CHP · Data Centres · Industrial · Utilities


FLEXE / 03 — DETAIL

# FlexEgen — Specifications & Scope

## SPECIFICATIONS

<b>Construction</b>	Acoustic-treated steel enclosure
<b>Acoustic target</b>	Engineered to project dB(A) target
<b>Floor</b>	Bunded floor standard (UK build)
<b>Ventilation</b>	Forced cooling sized to engine heat rejection
<b>Exhaust</b>	Residential / critical-grade silencers, routed to suit
<b>Fuel</b>	Day tank or bulk fuel base tank integration
<b>Design life</b>	25+ years external
<b>Lead time</b>	Indicative 10–16 weeks

## ADDITIONAL VIEWS



Cutaway — diesel genset with radiator and alternator visible inside the acoustic enclosure.



Row of FlexEgen acoustic enclosures — modular deployment at scale.

## WHAT'S INCLUDED

STANDARD	OPTIONAL	EXCLUDED
<ul style="list-style-type: none"> <li>• Acoustic enclosure to project dB(A) target</li> <li>• Bunded floor (UK build)</li> <li>• Cooling and ventilation engineered to engine</li> <li>• Exhaust routing with silencer</li> <li>• Personnel and equipment access</li> <li>• Lifting points / skid base</li> </ul>	<ul style="list-style-type: none"> <li>• Integrated bulk fuel base tank</li> <li>• Day tank with fuel transfer system</li> <li>• Fire detection and suppression</li> <li>• Control and monitoring integration</li> <li>• Drop-over canopy to convert FlexEskid into FlexEgen</li> <li>• Acoustic upgrade packages (<math>\leq 65</math> dB(A) @ 1 m)</li> </ul>	<ul style="list-style-type: none"> <li>• The generator set itself</li> <li>• Fuel supply to base tank</li> <li>• Grid synchronisation and electrical termination</li> <li>• Civil works, foundations, exhaust stack civils</li> </ul>

FLEXE / 04

# FlexEcool

Cooling Infrastructure Enclosures



FlexEcool houses chillers, CDUs, evaporative cooling units and trim coolers in a banded acoustic enclosure engineered to the thermal load. Designed alongside the data centre or critical facility to deliver factory-built cooling capacity, ready to connect.

## DESIGNED FOR

- Coolant distribution units (CDU)
- Heat rejection units / dry coolers
- Indirect evaporative cooling (IDEC) modules
- Trim cooling coils with filtration
- Refrigerant-charged plant rooms

## HIGHLIGHTS

- Banded floor for refrigerant- and coolant-exposed installations.
- Forced airflow engineered to plant heat rejection.
- Filtration and supply-air plenum compatible with critical cooling.
- Factory-built, tested and shipped ready to connect.

**Delivers** — A banded acoustic environment for critical cooling plant.

**Applications:** Data Centres · Hyperscale · Industrial Cooling · Process Cooling

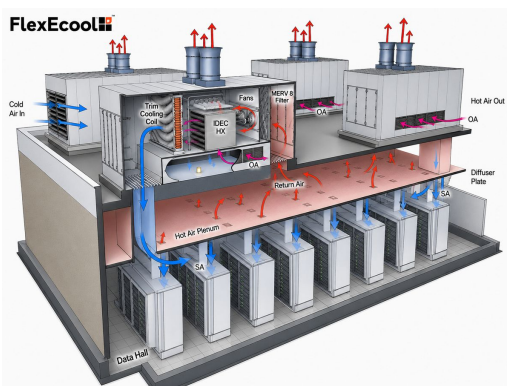
FLEXE / 04 — DETAIL

# FlexEcool — Specifications & Scope

## SPECIFICATIONS

<b>Construction</b>	Acoustic-treated steel enclosure with banded floor
<b>Airflow</b>	Forced ventilation sized to thermal load
<b>Filtration</b>	MERV 8 / configurable filtration grade
<b>Plant interface</b>	Service penetrations, gland plates, refrigerant-rated seals
<b>Access</b>	Personnel and equipment access doors
<b>Design life</b>	20+ years external
<b>Lead time</b>	Indicative 10–14 weeks

## ADDITIONAL VIEWS



Data hall integration — rooftop IDEC modules with trim cooling coils.



Modular cooling enclosures deployed alongside a live data centre.

## WHAT'S INCLUDED

STANDARD	OPTIONAL	EXCLUDED
<ul style="list-style-type: none"> <li>• Banded acoustic enclosure</li> <li>• Cold air intake / hot air discharge louvres</li> <li>• Service penetrations and gland plates</li> <li>• Lifting points and skid base</li> </ul>	<ul style="list-style-type: none"> <li>• Supply-air plenum and ductwork interface</li> <li>• Filtration upgrades (MERV / HEPA)</li> <li>• Refrigerant detection and ventilation interlocks</li> <li>• Environmental monitoring and SCADA integration</li> <li>• Enhanced corrosion protection for refrigerant-exposed environments</li> </ul>	<ul style="list-style-type: none"> <li>• The cooling equipment</li> <li>• Refrigerant / coolant charge and commissioning</li> <li>• Process piping connections outside the enclosure</li> <li>• Civil works and foundations</li> </ul>

FLEXE / 05

# FlexEstack

Containerised Infrastructure Modules



FlexEstack is ISO-format infrastructure housing suitable for generators, control gear and other critical equipment. The container form factor unlocks standard global logistics — road, rail and sea — and a transport-rated base means the unit arrives ready to install without re-handling.

## DESIGNED FOR

- Generators and gensets
- Control gear and switchrooms
- Battery energy storage systems (BESS)
- HV / MV switchgear and substations
- Renewables and utility-scale equipment

## HIGHLIGHTS

- ISO-format footprint compatible with global transport networks.
- Integrated transport-rated base — single-handling from factory to site.
- Weatherproof envelope with engineered cable and service entries.
- Suitable for housing generators, control gear and staged deployments.

**Delivers** — A transportable, scalable environment for rapid global deployment.

**Applications:** Generators · Control Gear · BESS · HV/MV Substations · Renewables · Remote Sites · Utilities

FLEXE / 05 — DETAIL

# FlexEstack — Specifications & Scope

## SPECIFICATIONS

<b>Form factor</b>	ISO 20 ft / 40 ft, high-cube optional
<b>Base</b>	Transport-rated integrated base, ISO corner castings
<b>Ingress rating</b>	IP54 standard
<b>Handling</b>	Crane, side-loader, rail and sea-freight rated
<b>Access</b>	Personnel door + optional equipment door
<b>Design life</b>	20+ years external
<b>Lead time</b>	Indicative 8–14 weeks

## ADDITIONAL VIEWS



40 ft FlexEstack — ISO doors closed, ventilation louvres and personnel access ready for shipping.

Craned into a data centre genset hall — single-lift delivery into a multi-level building.

## WHAT'S INCLUDED

STANDARD	OPTIONAL	EXCLUDED
<ul style="list-style-type: none"> <li>• ISO-format steel enclosure with corner castings</li> <li>• Integrated transport-rated base</li> <li>• Weatherproof envelope, IP54</li> <li>• Personnel access door</li> <li>• Engineered cable and service entries</li> <li>• Lifting and lashing provisions</li> </ul>	<ul style="list-style-type: none"> <li>• HVAC or filtered ventilation package</li> <li>• Internal lighting, distribution and small power</li> <li>• Fire detection and suppression</li> <li>• Equipment-sized access door</li> <li>• Custom external livery / RAL</li> </ul>	<ul style="list-style-type: none"> <li>• Equipment installed inside the module</li> <li>• Electrical terminations and cabling</li> <li>• Foundations and ground works (see FlexEfoot)</li> <li>• Network / fibre commissioning</li> </ul>

FLEXE / 06

# FlexEskid

Engineered Foundation & Mobility Platform



FlexEskid is a structural mounting and mobility platform — the foundation layer of the FlexE family. Specified on its own for skid-mounted equipment, or used as the base for a drop-over canopy upgrade later in the project.

## DESIGNED FOR

- Generators and gensets
- Transformers
- Switchgear and control panels
- Battery energy storage systems (BESS)
- Cooling and thermal equipment

## HIGHLIGHTS

- Sized to the equipment footprint, load and lifting strategy.
- Integrated forklift pockets and certified lifting points.
- Corrosion-protected finish suitable for external installation.
- Upgradeable — accept a drop-over canopy to become a full enclosure.

**Delivers** — A structural base for equipment mounting and transport — upgradeable to a full enclosure.

**Applications:** Generators · Transformers · Switchgear · BESS · Cooling

FLEXE / 06 — DETAIL

# FlexEskid — Specifications & Scope

## SPECIFICATIONS

<b>Construction</b>	Welded structural steel skid
<b>Sizing</b>	Engineered to equipment footprint and load case
<b>Lifting</b>	Certified lifting points + forklift pockets
<b>Finish</b>	Shot-blast + 2-pack corrosion-protected paint
<b>Upgrade path</b>	Accepts FlexEhouse / FlexEpod / FlexEgen canopy
<b>Lead time</b>	Indicative 6–10 weeks

## ADDITIONAL VIEWS



3D render — acoustic genset enclosure on a structural skid base.



Units in the yard — factory-finished skid-based enclosures ready for dispatch.

## WHAT'S INCLUDED

STANDARD	OPTIONAL	EXCLUDED
<ul style="list-style-type: none"> <li>• Structural skid base sized to the equipment footprint and load</li> <li>• Lifting points and forklift pockets</li> <li>• Standard corrosion-protected finish</li> <li>• Integrated base for FlexEhouse, FlexEpod, and FlexEgen canopy products</li> </ul>	<ul style="list-style-type: none"> <li>• Custom dimensions or enhanced load ratings</li> <li>• Integrated cable routing channels or gland plates</li> <li>• Enhanced corrosion protection (marine or coastal sites)</li> <li>• Drop-over canopy upgrade — converts FlexEskid into a full FlexEhouse, FlexEpod, or FlexEgen</li> </ul>	<ul style="list-style-type: none"> <li>• The equipment mounted on the skid</li> <li>• Transport / logistics to site (unless separately agreed)</li> <li>• Fixing or anchoring into foundations</li> </ul>

FLEXE / 07

# FlexEfoot

Linear Support Systems for Modular Infrastructure



FlexEfoot™ is a range of engineered support beams and pedestal systems designed to support modular electrical buildings, generator enclosures, E-Houses and BESS containers through their ISO corner castings. Strategically positioned support assemblies beneath the container corners reduce civil works while maintaining full structural integrity and providing unrestricted access for cables, pipework and drainage beneath the building.

## DESIGNED FOR

- Generator Enclosures (FlexEgen™)
- Electrical Buildings (FlexEhouse™)
- Battery Energy Storage Systems (FlexEpod™)
- Large Modular Buildings (FlexEstack™)
- Cooling Modules (FlexEcool™)

## HIGHLIGHTS

- Reduced foundation requirements — discrete pads instead of full reinforced slabs.
- Faster site installation with minimal civils programme.
- Lower concrete consumption and reduced groundworks.
- Full underfloor service access for cables, pipework and drainage.
- Modular and relocatable design.

**Delivers** — The building sits on the corners. The services run underneath. The project moves faster.

**Applications:** Generator Enclosures · Electrical Buildings · BESS · Large Modular Buildings · Cooling Modules

FLEXE / 07 — DETAIL

# FlexEfoot — Specifications & Scope

## SPECIFICATIONS

<b>System type</b>	Heavy-duty linear support assemblies and pedestal systems
<b>Foundation</b>	Discrete pads beneath ISO corner castings — no full slab required
<b>Load transfer</b>	Directly through container's structural corner framework
<b>Service void</b>	Elevated void beneath enclosure for unrestricted access
<b>Installation</b>	Support assemblies spanning between opposing ISO corner castings
<b>Design life</b>	25+ years
<b>Lead time</b>	Indicative 4–8 weeks

## ADDITIONAL VIEWS

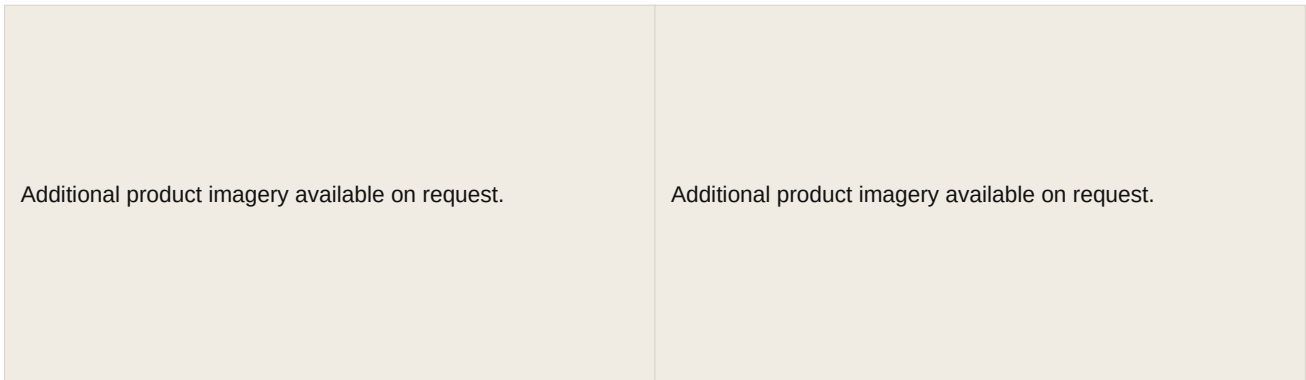


Image placeholder — see online catalogue.

Image placeholder — see online catalogue.

## WHAT'S INCLUDED

STANDARD	OPTIONAL	EXCLUDED
<ul style="list-style-type: none"> <li>• Engineered linear support assemblies and pedestals</li> <li>• Sized to enclosure point loads and distribution</li> <li>• Threaded adjustable pedestals for uneven ground</li> <li>• Hot-dip galvanised or 2-pack epoxy corrosion protection</li> </ul>	<ul style="list-style-type: none"> <li>• Site survey and pad design</li> <li>• Levelling and installation supervision</li> <li>• Enhanced corrosion protection for marine / coastal sites</li> </ul>	<ul style="list-style-type: none"> <li>• Concrete pad construction and groundworks</li> <li>• Building / container being supported</li> <li>• Civil engineering design of supporting ground</li> </ul>